
















# SPEARHEAD

## MULTICUT 160 / 200



-   
AGRICULTURE
-   
PASTURE
-   
LIGHT SCRUB
-   
HEAVY SCRUB
-   
AIRFIELD
-   
STUBBLE  
MANAGEMENT

|                     |  HP |  540  1000 |  |  HP |  |  |  |  |
|---------------------|--|--|---|--|--|---|---|---|
|                     | TRACTOR HP   | PTO SPEED  | CUTTING WIDTH   | GEARBOX RATING   | NUMBER OF WHEELS   | NUMBER OF ROTORS  | NUMBER OF BLADES  | CUTTING HEIGHT  |
| <b>MULTICUT 160</b> | 40HP   | 540 RPM  | 1.75m / 5' 8"   | 110hp  | 1  | 1   | 3   | 50mm - 250mm<br>2" - 8"   |
| <b>MULTICUT 200</b> | 45HP   | 540 RPM  | 2.12m / 6' 10"  | 110hp  | 1  | 1   | 3   | 50mm - 250mm<br>2" - 8"   |

### UNIT OPTIONS



# SPEARHEAD

Spearhead Machinery Ltd. Station Road, Salford Priors, Evesham, Worcestershire, WR11 8SW, England  
 +44 (0)1789 491860 enquiries@spearheadmachinery.com  
 www.spearheadmachinery.com SpearheadWorld



designed and built in  
**GREAT BRITAIN**